




Accepting your Financial Aid offer is easy! After the Financial Aid Office receives your FAFSA information, you will be able to access NetPartner. Once logged in, you will be able to view your offers, accept loans, check disbursements, and confirm that all steps have been completed.

Please login to your MyNicole portal and follow the below steps:

1. Visit www.nicoletcollege.edu and locate the 'MyNicole' tab.
2. Login using your Nicolet student email and password.



3. From your dashboard, locate the 'Financial Aid Status' tile.



4. A new tab will open to the NetPartner Financial Aid portal.

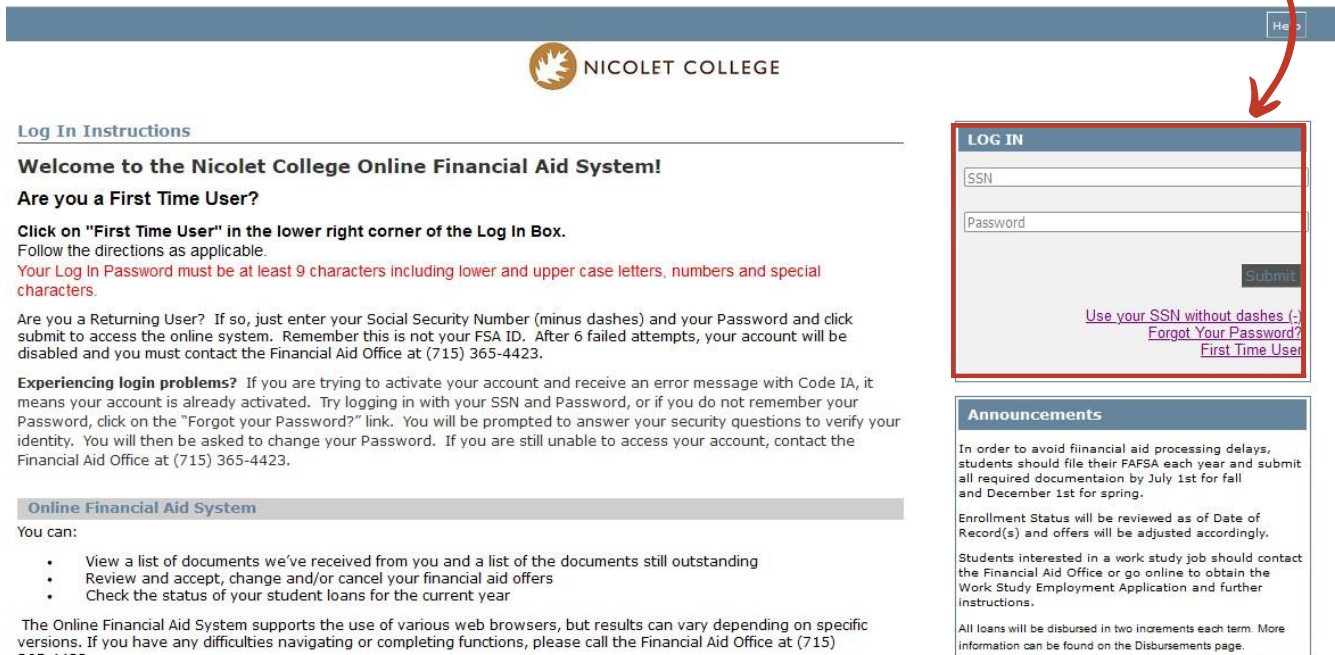
5. Select 'First Time User' if you have not already created a user account.

NOTE: If you already have an account established, skip to STEP 7.

6. As a first time user, you are required to activate your account using your social security number (without the dashes or spaces), then click 'Submit'.

If you need assistance or a password reset, contact the Financial Aid Department 715.365.4423

7. Log into the Financial Aid system using your social security and password.



LOG IN

SSN

Password

Submit

[Use your SSN without dashes \(-\)](#)
[Forgot Your Password?](#)
[First Time User?](#)

Announcements

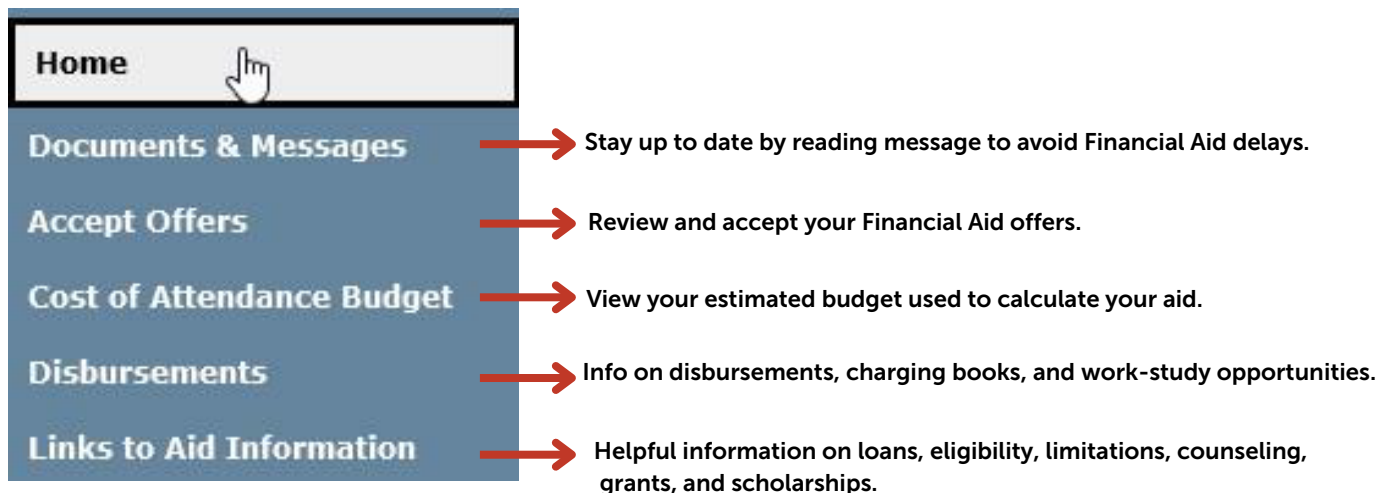
In order to avoid financial aid processing delays, students should file their FAFSA each year and submit all required documentation by July 1st for fall and December 1st for spring.

Enrollment Status will be reviewed as of Date of Record(s) and offers will be adjusted accordingly.

Students interested in a work study job should contact the Financial Aid Office or go online to obtain the Work Study Employment Application and further instructions.

All loans will be disbursed in two increments each term. More information can be found on the Disbursements page.

8. Complete any outstanding documents to avoid Financial Aid delays.



Home	
Documents & Messages	Stay up to date by reading message to avoid Financial Aid delays.
Accept Offers	Review and accept your Financial Aid offers.
Cost of Attendance Budget	View your estimated budget used to calculate your aid.
Disbursements	Info on disbursements, charging books, and work-study opportunities.
Links to Aid Information	Helpful information on loans, eligibility, limitations, counseling, grants, and scholarships.

**If you need assistance or a password reset,
contact the Financial Aid Department 715.365.4423**



ATTENTION!

Be sure you are looking at the correct award year.



9. From the NetPartner homepage, locate and select the 'Accept Offers' option.

Welcome to Nicolet College's Financial Aid Net Partner for the 2023-2024 academic year.
 Use the **MENU in the upper left hand corner** to navigate Net Partner.

- [Documents & Messages](#) - Complete tasks required to avoid financial aid processing delays.
- [Accept Offers](#) - View and accept your financial aid offers.
- [Cost of Attendance Budget](#) - View your estimated budget used to calculate your aid.
- [Disbursements](#) - Find information regarding the following: financial aid disbursements, how to charge books, and work-study opportunities.
- [Aid Information](#) - Informational page regarding the following: loans, eligibility limitations, counseling, grants and scholarships, etc.
- [Emergency Financial Assistance](#) - Apply for emergency assistance including the Student Success, Student Support, and Emergency Assistance Program, Gift Cards, or Technology Assistance.

10. Review the 'Awards Terms & Conditions' by checking the 'I agree to terms and conditions' box.

11. You can accept or decline the offer. If you select 'Decline All', it only pertains to loans - grants & scholarships are automatically accepted.

Welcome to Nicolet College's Financial Aid Net Partner for the 2023-2024 academic year.
 Use the **MENU in the upper left hand corner** to navigate Net Partner.

- [Documents & Messages](#) - Complete tasks required to avoid financial aid processing delays.
- [Accept Offers](#) - View and accept your financial aid offers.
- [Cost of Attendance Budget](#) - View your estimated budget used to calculate your aid.

NOTE: If you do not see any offers listed, check the 'Documents & Messages' page for a list of incomplete tasks or documents needed to avoid any delays.

If you need assistance or a password reset, contact the Financial Aid Department 715.365.4423